



E-KABIN S SERIES

FLOOR STANDING ELECTRICAL ENCLOSURES

S SERIES ELECTRICAL ENCLOSURES IP55

www.eae-et.com.tr

CONTENTS

Overview	1
Characteristics	2
Internal Mounting Elements	6
Special Mounting Elements	8
Covering Element	10
Order Information	12
Order Codes and Dimensions	16
Dimensions	18
Framework Assembly	20
Certificate	21



E-Kabin S Series Electrical Enclosures

E-Kabin S Series electrical enclosures are designed for use in indoor installations. Their simple design provides functionality and economic solutions for different applications. All parts facing outside of the enclosure are made of pregalvanized sheet steel and then electrostatic power painted. By this way, high degree of corrosion resistance is provided.

Application	: Indoor
Protection class	: IP55, IP41 (depending on door type)
Framework	: 2 mm galvanized steel sheet, painted
Paint	: Epoxy-polyester powder paint
Colour	: Standard RAL 7035
Operating relative humidity	: 90% at +20° C 50% at +40° C
Standards	: IEC 61439-1 IEC 62208 IEC 60529 IEC 62262

CHARACTERISTICS

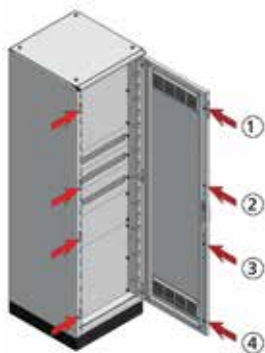
Aesthetical outlook

Front bar made of anodized aluminium provides aesthetical outlook.



Reliable locking system

Locking system provides the door to be fixed to the framework at four different points.



Functional swing handle

The door opens when the swing handle is lifted and rotated upwards. Additional securing with a key lock can be determined by the user.



Protection class IP55

Foam-in-place gasket applied to door does not lose its elasticity in time and provides protection against dust and water.





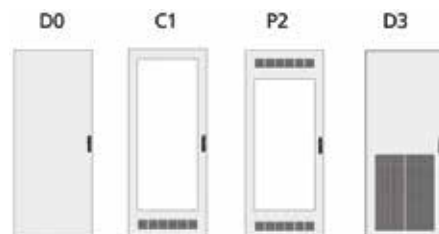
Easy electro-assembly

Thanks to strong framework and internal mounting elements door, back and side panel fixing is carried out after electrical assembly. Internal mounting elements are designed to be commonly used in all E-Kabin products.



Alternative Door Design Options

- Useful ventilation grill
 "0"- none / "1"- bottom / "2"- bottom and top /
 "3"- bottom, large
 For 1, 2 and 3 protection class is IP41
- Symmetrical design
 Door opening direction can be changed in place
- Polycarbonate or safety glass
 "P"- polycarbonate / "C"
- Safety glass
- Customized door application



Modular design

- Possibility to use door in front and rear
- Door opening direction can be changed in place.
- Corner module



Cover plate arrangement

In power distribution applications various cover plate elements can be used to protect against direct contact.



CHARACTERISTICS

High resistance against corrosion

Framework components are made of 2 mm pregalvanized sheet steel and painted. Electrical connection of framework components with each other to secure earthing circuit continuity is achieved automatically during mechanical assembly.



Framework elements, doors and side-back panels are made of pregalvanized sheet steel and painted.

Door with ventilation

Door with ventilation can be chosen as standard for use in various applications. In case of using these doors, protection class is IP41.



Ventilation Module Accessory



Lap-top Holder Accessory



Modular bottom plate arrangement


Bottom plate arrangement complying with IP55 protection degree provides comfort with possibility of sliding elements. Interchangeable and movable bottom plates can be equipped with different brushes or sealing materials which are supplied as accessories.



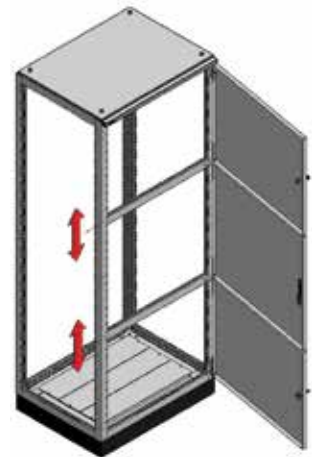
Separation options for power distribution applications



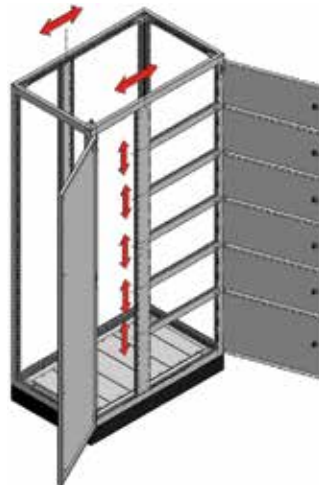
Vertical separation



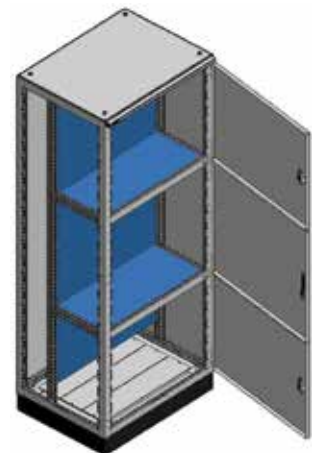
Vertical separation Horizontal separation



Vertical and horizontal separation



Internal separation

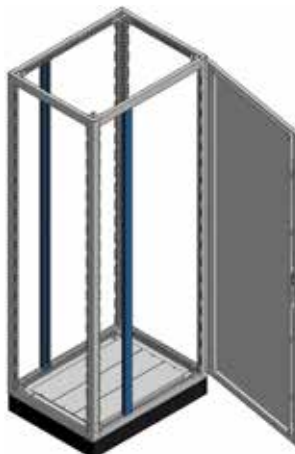


E-Kabin Type Test Certificate

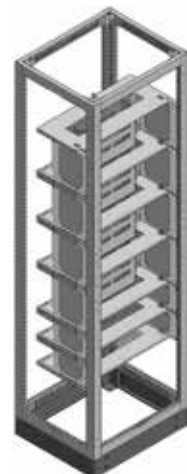
Conformity to IEC 61439-1, sub-clause 10.2.
Refer to page 23 for type test certificate of empty enclosures IEC 62208.



Vertical separation behind door

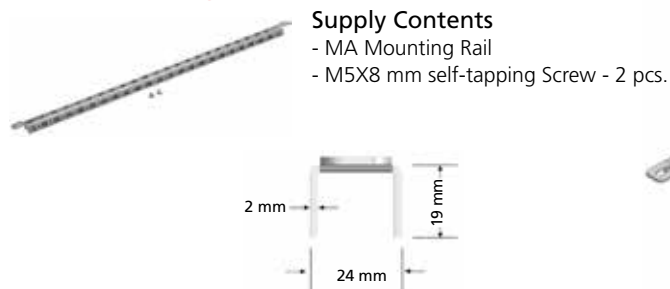


Special separation for forming



INTERNAL MOUNTING ELEMENTS

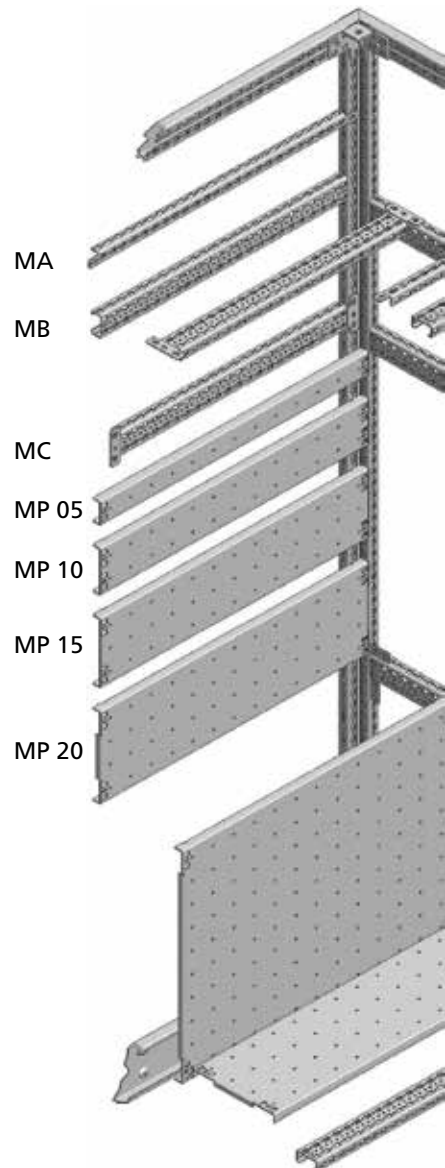
MA Mounting Rail



MB Mounting Rail



MC Mounting Rail



Product Coding Information

Example: 75cm long MA type mounting rail

Product code : EG MA 0750

Product series : EG

Rail Type : MA, MB, MC

Length Coding : 0 7 5 0

First two digits x 10 cm
 Last digit x 2,5 cm

Example Profile Length
 L = 75 cm : MB 0750
 L = 70 cm : MB 0700

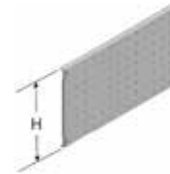


MP Mounting Plate



Supply Contents
 -MP Mounting Plate
 -MBT Fixing Set - 2 pcs.

For order information refer to page 16 - 17.

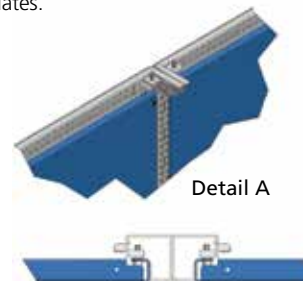


MK Full Height Mounting Plates



Supply Contents
 -MK Full Height Mounting Plate
 -MK Fixing Set - 1 pcs.

Full height mounting plates are fixed to rear vertical profiles of enclosure.
 Buying two enclosures comprises a flat and continuous surface between mounting plates.

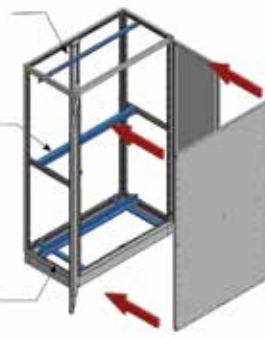


Sliding Holder Accessories

MK Bottom/Top Slide Holder

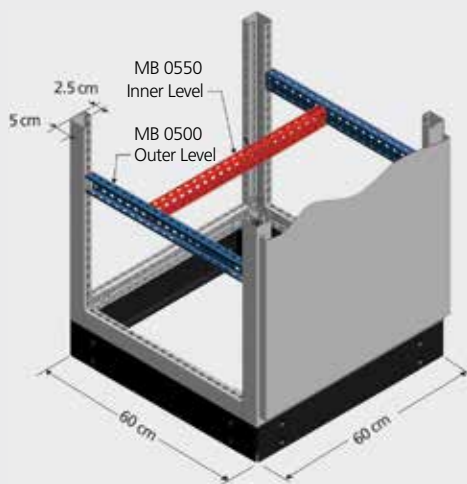
MK Central Sliding Holder

MK Sliding Guide

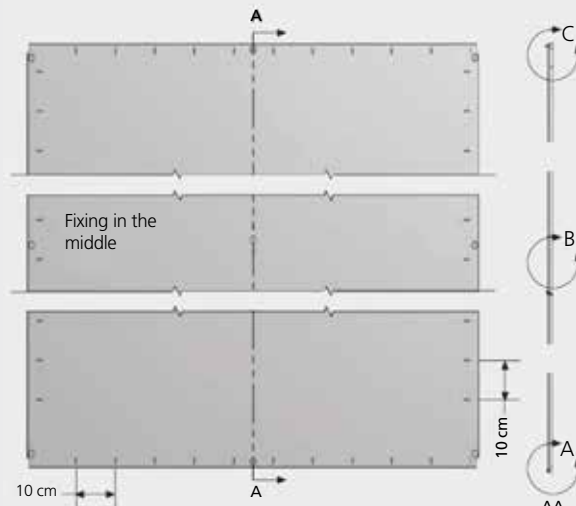


For changing assembly depth in enclosure, sliding holder accessories have to be used.

For order information refer to page 16-17.



Full Height Mounting Plates for 80,100,120 cm width



DETAIL C

Fixing Screw heads are below assembly surface.

DETAIL B

DETAIL A

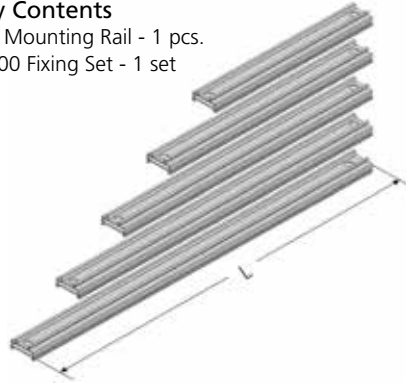
SPECIAL MOUNTING ELEMENTS

RS Special Mounting Rail



Supply Contents

- EG RS Mounting Rail - 1 pcs.
- DST 100 Fixing Set - 1 set




- EG RS 04 (346 mm)
- EG RS 05 (446 mm)
- EG RS 06 (546 mm)
- EG RS 07 (646 mm)
- EG RS 08 (746 mm)

Enclosure rated width codes
-inner level dimensions-

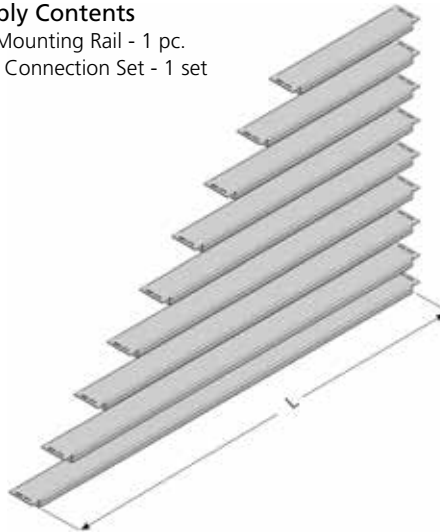


SP Special Mounting Rail



Supply Contents

- SP Mounting Rail - 1 pc.
- SPT Connection Set - 1 set

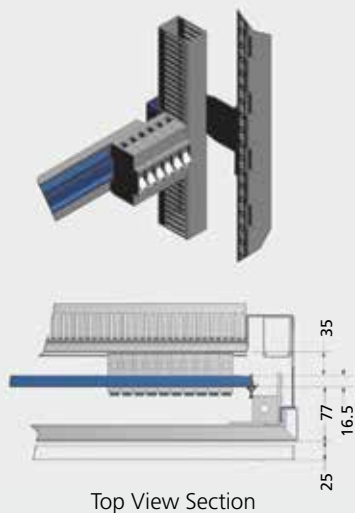


- EG SP 04 (346 mm)
- EG SP 05 (446 mm)
- EG SP 06 (546 mm)
- EG SP 07 (646 mm)
- EG SP 08 (746 mm)
- EG SP 09 (846 mm)
- EG SP 10 (946 mm)
- EG SP 11 (1046 mm)
- EG SP 12 (1146 mm)

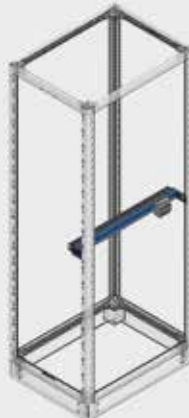
Enclosure rated width codes
-inner level dimensions-



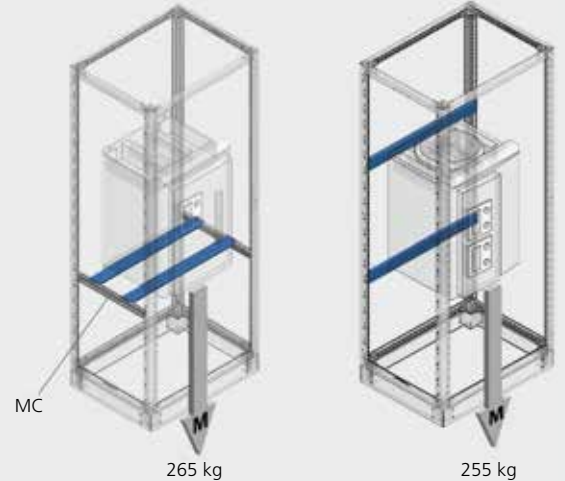
RS Rail Assembly Example



RS Rail Assembly Example

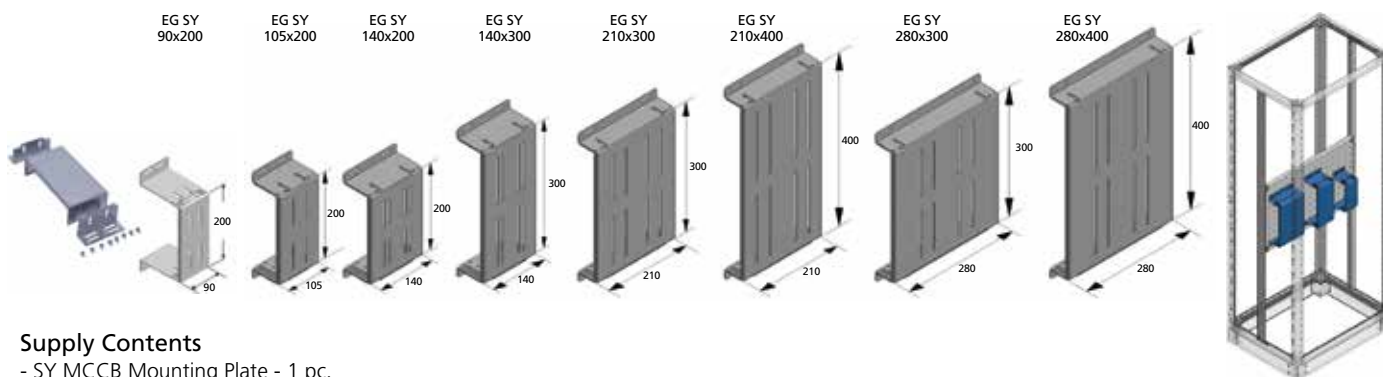


SP Rail Assembly Examples



Static test values for 80 cm width.

SY Special Mounting Elements



Supply Contents

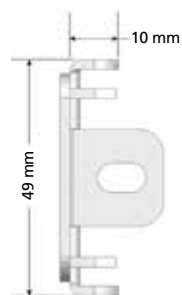
- SY MCCB Mounting Plate - 1 pc.
- SY MCCB Riser Mounting Set - 1 set

DST Special Fixing Set




Supply Contents

- DST Assembly Fixing Parts - 2 pcs.
- DST Connection Set - 2 pcs.

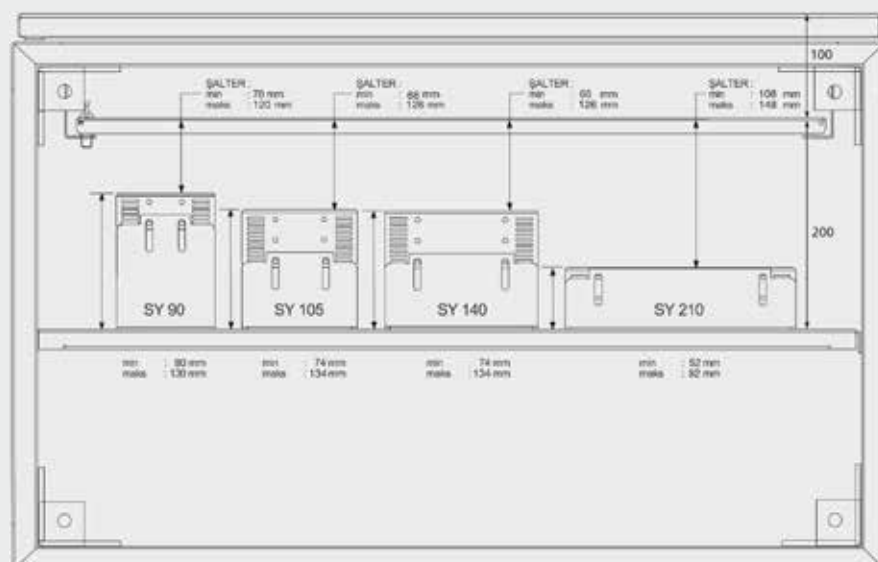


EG DST 100

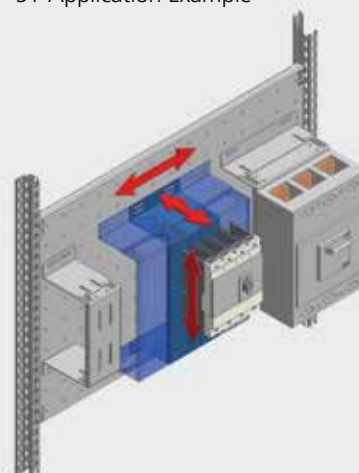


EG DST 100

EG DST 200



SY Application Example




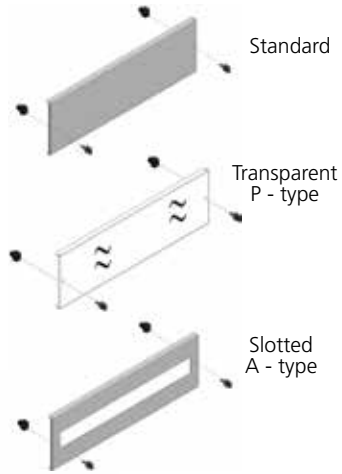
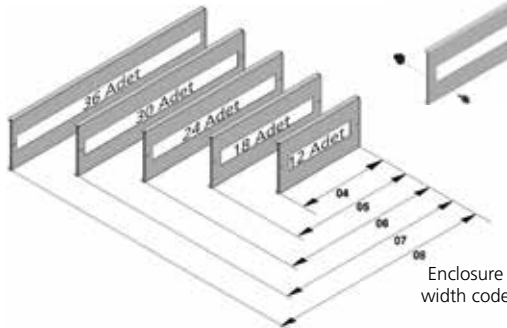
COVERING ELEMENTS

OE Cover Plates



Supply Contents
 - OE Cover Plate
 - OET Connection Set

Slot applied in accordance with DIN rail type applications.



For order codes and dimensions refer to page 17.

OB Full Height Cover Plate



Supply Contents
 - OB Cover Plate
 - OBT Connection Set



For order codes and dimensions refer to page 17.



Self-retaining OE Pin



Closed



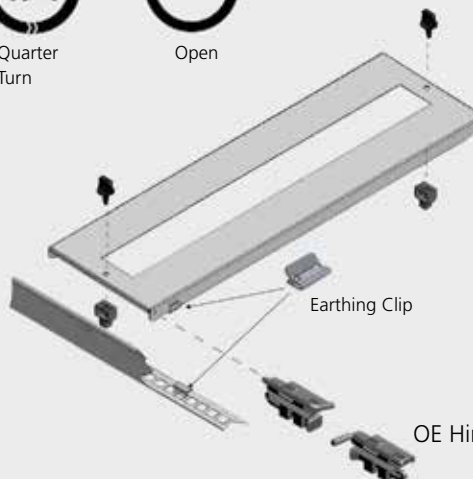
Quarter Turn



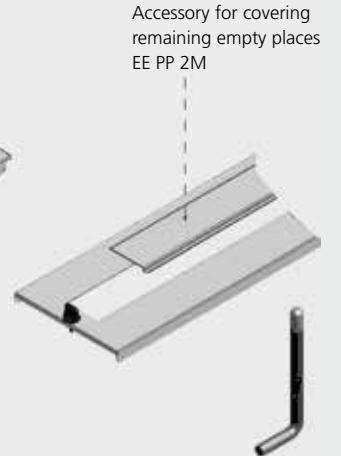
Open



OET Connection Set




OE Hinge



Metal OET

Accessory for covering remaining empty places
 EE PP 2M

OS Fixed Cover Plate Rail Set

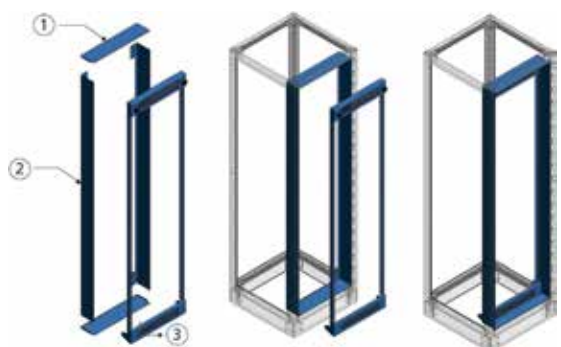


Supply Contents

- ①-OUS Rail - 2 pcs.
- ②-OPS Rail - 2 pcs.
- Connection Elements - 1 set

Distance between door and cover plate plane is 10 cm.
Refer to page 8 - Top view section

OC Cover Plate Rail Set and Frame

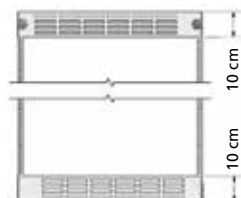


Supply contents

- ①- OUC Rail - 2 pcs.
- ②- OPC Rail - 2 pcs.
- ③- OC Cover Plate Frame - 1 pc.
- Connection Elements - 1 set

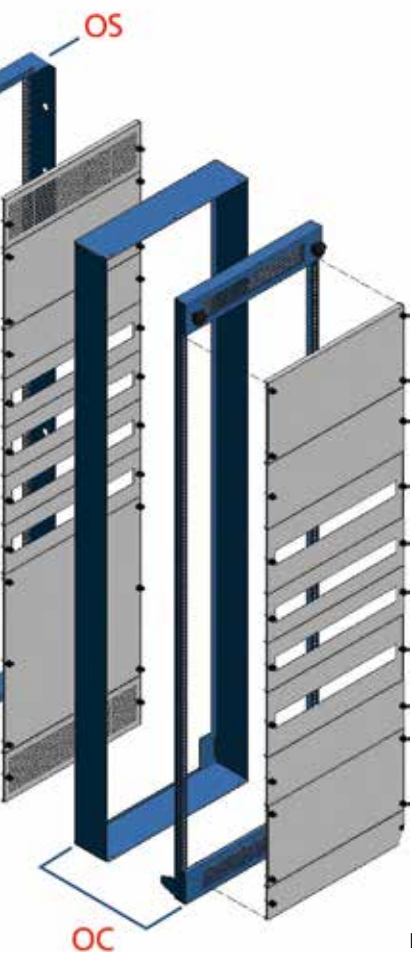
Distance between door and cover plate plane is 10 cm.
Refer to page 8 - Top view section

Total cover plate height becomes 20 cm shorter due to top and bottom elements of the frame, when cover plate rail set and frame are used.



Enclosure Rated Height	Net height of cover plates when OS Fixed Cover Plate Rail Set is used	Net height of cover plates when OC Cover Plate Rail Set and frame are used
180 cm	165 cm	145 cm
200 cm	185 cm	165 cm
220 cm	205 cm	185 cm

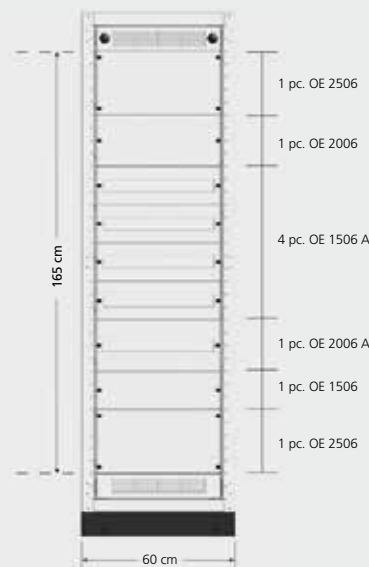
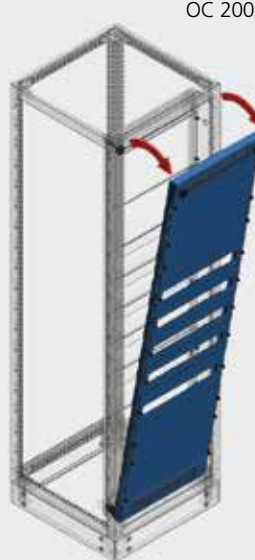
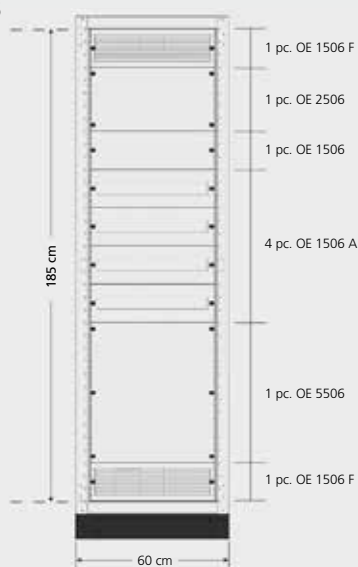

For order codes and dimensions refer to page 17



Selection example

OS 2006

OC 2006



ORDER INFORMATION

DP Vertical Profile Set

Height

180 cm 200 cm 220 cm

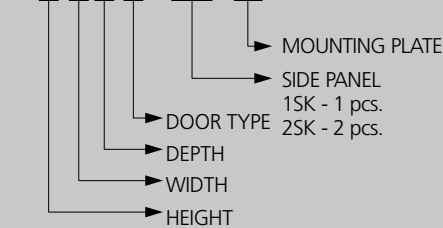
ES DP 18 ES DP 20 ES DP 22

- DP Set supply contents
- Vertical profile - 4 pcs.
 - Framework corner kit - 8 pcs.
 - M8X20 mm hexagon socket cap screw - 32 pcs.

Note: ES DP 12, ES DP 14 and ES DP 16 are also available.

ENTIRE ENCLOSURE

ES 20 08 06 DO + 2YK + MK



MS Modul Seti

Width

Depth

	40 cm	50 cm	60 cm	70 cm	80 cm
40 cm	ES MS 0404	ES MS 0405	ES MS 0406	ES MS 0407	ES MS 0408
50 cm	ES MS 0504	ES MS 0505	ES MS 0506	ES MS 0507	ES MS 0508
60 cm	ES MS 0604	ES MS 0605	ES MS 0606	ES MS 0607	ES MS 0608
70 cm	ES MS 0704	ES MS 0705	ES MS 0706	ES MS 0707	ES MS 0708
80 cm	ES MS 0804	ES MS 0805	ES MS 0806	ES MS 0807	ES MS 0808
90 cm	ES MS 0904	ES MS 0905	ES MS 0906	ES MS 0907	ES MS 0908
100 cm	ES MS 1004	ES MS 1005	ES MS 1006	ES MS 1007	ES MS 1008
110 cm	ES MS 1104	ES MS 1105	ES MS 1106	ES MS 1107	ES MS 1108
120 cm	ES MS 1204	ES MS 1205	ES MS 1206	ES MS 1207	ES MS 1208

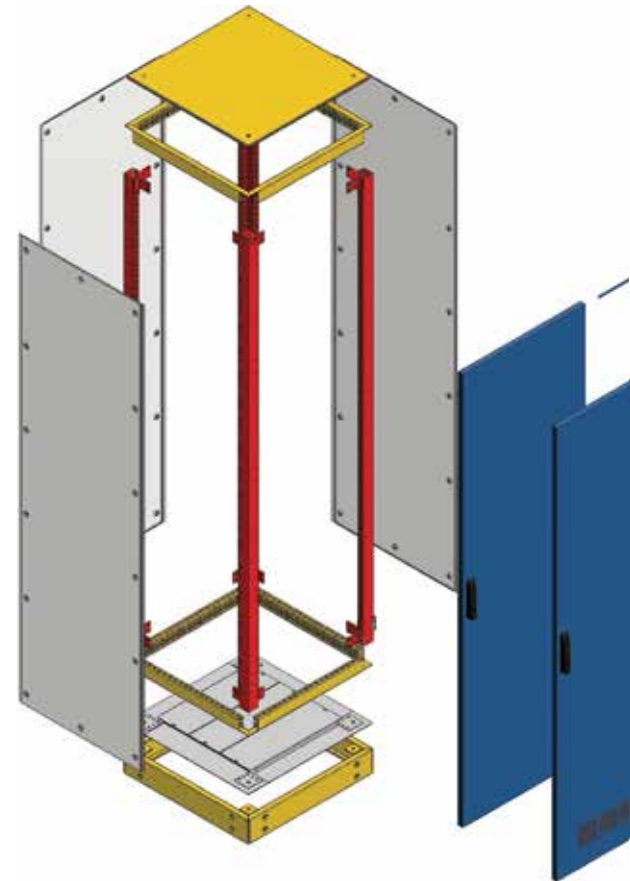
Module Sets For Overlapping Door Type Enclosures

50+50 cm	ES MS 5504	ES MS 5505	ES MS 5506	ES MS 5507	ES MS 5508
60+60 cm	ES MS 6604	ES MS 6605	ES MS 6606	ES MS 6607	ES MS 6608

- MS Set supply contents
- Horizontal profile (for width) - 4 pcs.
 - Horizontal profile (for depth) - 4 pcs.
 - Roof panel - 1 pc.
 - Roof panel connection set - 1 pc.
 - Plinth set - 1 pc.
 - Plinth connection set - 1 pc.
 - Bottom plate - 1 pc.
 - MK Sliding Guide Set - 1 set (only in Modul Sets with 55 and 66 width)

Note: For Module Sets with roof panels to be equipped with fan module 'FM' letters shall be added to the end of the order code.
Example: ES MS 0606 FM

Note: Fan Module can be used on enclosures wider than 40 cm.



UK Roof Panel

Height

Depth

	40 cm	50 cm	60 cm	70 cm	80 cm
40 cm	ES UK 0404	ES UK 0405	ES UK 0406	ES UK 0407	ES UK 0408
50 cm	ES UK 0504	ES UK 0505	ES UK 0506	ES UK 0507	ES UK 0508
60 cm	ES UK 0604	ES UK 0605	ES UK 0606	ES UK 0607	ES UK 0608
70 cm	ES UK 0704	ES UK 0705	ES UK 0706	ES UK 0707	ES UK 0708
80 cm	ES UK 0804	ES UK 0805	ES UK 0806	ES UK 0807	ES UK 0808
90 cm	ES UK 0904	ES UK 0905	ES UK 0906	ES UK 0907	ES UK 0908
100 cm	ES UK 1004	ES UK 1005	ES UK 1006	ES UK 1007	ES UK 1008
110 cm	ES UK 1104	ES UK 1105	ES UK 1106	ES UK 1107	ES UK 1108
120 cm	ES UK 1204	ES UK 1205	ES UK 1206	ES UK 1207	ES UK 1208

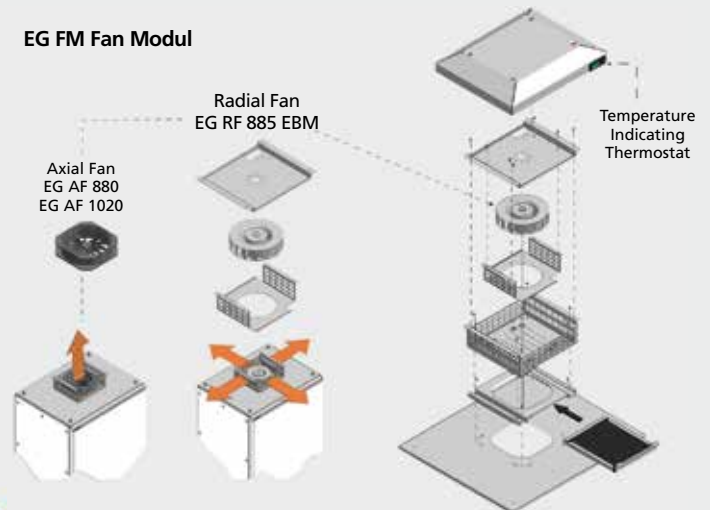
Note: For roof panels to be equipped with fan module "FM" letters shall be added to the end of the order code.

Example: ES UK 0606 FM

Note: Fan module ventilation section net area is 0,036 m.



EG FM Fan Modul



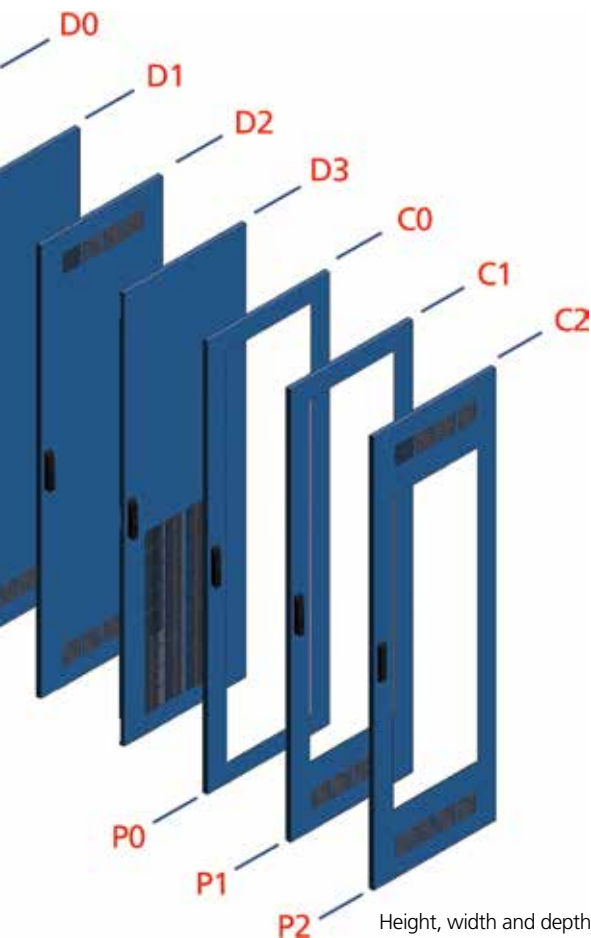
Note: For order codes and technical information of heat removal through ventilation modules please ask your customer representative.

OK Front Door – D0 Type

Height

Width

	30 cm	40 cm	50 cm	60 cm	70 cm	80 cm	50 + 50 cm	60 + 60 cm
180 cm	ES OK 1803 D0	ES OK 1804 D0	ES OK 1805 D0	ES OK 1806 D0	ES OK 1807 D0	ES OK 1808 D0	ES OK 1855 D0	ES OK 1866 D0
200 cm	ES OK 2003 D0	ES OK 2004 D0	ES OK 2005 D0	ES OK 2006 D0	ES OK 2007 D0	ES OK 2008 D0	ES OK 2055 D0	ES OK 2066 D0
220 cm	ES OK 2203 D0	ES OK 2204 D0	ES OK 2205 D0	ES OK 2206 D0	ES OK 2207 D0	ES OK 2208 D0	ES OK 2255 D0	ES OK 2266 D0



Note: Order codes of other types of Front Doors can be created by changing last two digits 'D0' by desired door type D1 - D2 - D3 - C0 - C1 - C2 - P0 - P1 - P2.



MA Mounting Rails for In - Door Fixing

Door Width	Rail Length L	Order Code
40 cm	24,5 cm	EG MA 022
50 cm	34,5 cm	EG MA 032
60 cm	44,5 cm	EG MA 042
70 cm	54,5 cm	EG MA 052
80 cm	64,5 cm	EG MA 062

SK Fixed Panel -side or rear-

Height

Depth or width

	40 cm	50 cm	60 cm	70 cm	80 cm
180 cm	EG SK 1804	EG SK 1805	EG SK 1806	EG SK 1807	EG SK 1808
200 cm	EG SK 2004	EG SK 2005	EG SK 2006	EG SK 2007	EG SK 2008
220 cm	EG SK 2204	EG SK 2205	EG SK 2206	EG SK 2207	EG SK 2208

Note: The design of rear and side panels are same.

Height, width and depth dimensions used in tables are rated values. For actual values refer to page 18 - 19.

BZ Plinth Set

Width

Depth

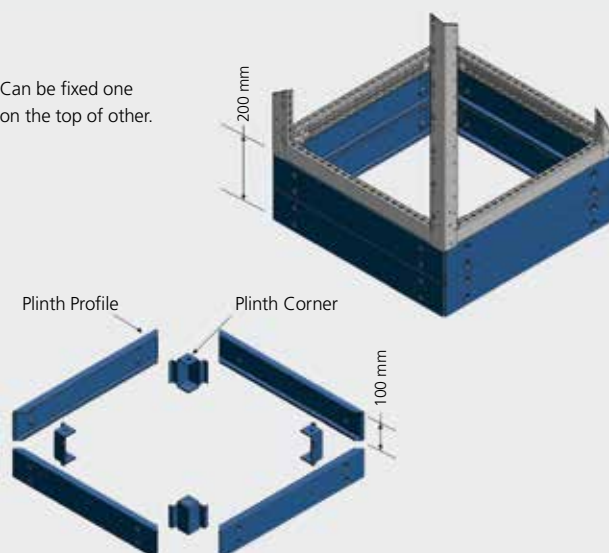
	40 cm	50 cm	60 cm	70 cm	80 cm
40 cm	EG BZ 0404	EG BZ 0405	EG BZ 0406	EG BZ 0407	EG BZ 0408
50 cm	EG BZ 0504	EG BZ 0505	EG BZ 0506	EG BZ 0507	EG BZ 0508
60 cm	EG BZ 0604	EG BZ 0605	EG BZ 0606	EG BZ 0607	EG BZ 0608
70 cm	EG BZ 0704	EG BZ 0705	EG BZ 0706	EG BZ 0707	EG BZ 0708
80 cm	EG BZ 0804	EG BZ 0805	EG BZ 0806	EG BZ 0807	EG BZ 0808
90 cm	EG BZ 0904	EG BZ 0905	EG BZ 0906	EG BZ 0907	EG BZ 0908
100 cm	EG BZ 1004	EG BZ 1005	EG BZ 1006	EG BZ 1007	EG BZ 1008
110 cm	EG BZ 1104	EG BZ 1105	EG BZ 1106	EG BZ 1107	EG BZ 1108
120 cm	EG BZ 1204	EG BZ 1205	EG BZ 1206	EG BZ 1207	EG BZ 1208

BZ Plinth Set Supply Contents

- Plinth Corner – 4 pcs.
- Plinth Profile – 4 pcs.
- Connection Bolts

Plinth parts are made of 2 mm thick pregalvanized sheet steel and painted with RAL 9005 black colour.

Can be fixed one on the top of other.



ORDER INFORMATION

DA Vertical Divider Rail Codes

Height

180 cm 200 cm 220 cm

ES DA 18 ES DA 20 ES DA 22

YA Horizontal Divider Rail Codes

Width

30 cm 40 cm 50 cm 60 cm 70 cm

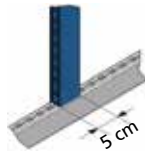
ES YA 04 ES YA 05 ES YA 06 ES YA 07 ES YA 08

DI Vertical Inner Divider Rail Codes

Height

180 cm 200 cm 220 cm

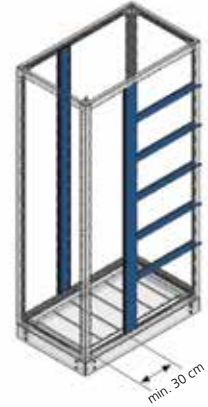
ES DI 18 ES DI 20 ES DI 22



Supply Contents

- ES DA Vertical Divider Rail - 2 pcs.
- EG MB Full Height Mounting Rail - 2 pcs.
- ES DAT Fixing Set - 1 set

Vertical and Horizontal Divider Rail



Supply Contents

- ES YA Horizontal Divider Rail - 1 pc.
- ES YAT Fixing Set and Hinge With Pin - 1 set

Vertical Inner Divider Rail

Supply Contents

- ES DI Vertical Inner Divider Rail - 1 pc.
- M5X8 mm Self-tapping Screw - 4 pcs.

PK Partial Door Codes

Height

Width

40 cm 50 cm 60 cm 70 cm 80 cm

20 cm	ES PK 0204	ES PK 0205	ES PK 0206	ES PK 0207	ES PK 0208
30 cm	ES PK 0304	ES PK 0305	ES PK 0306	ES PK 0307	ES PK 0308
40 cm	ES PK 0404	ES PK 0405	ES PK 0406	ES PK 0407	ES PK 0408
50 cm	ES PK 0504	ES PK 0505	ES PK 0506	ES PK 0507	ES PK 0508
60 cm	ES PK 0604	ES PK 0605	ES PK 0606	ES PK 0607	ES PK 0608
70 cm	ES PK 0704	ES PK 0705	ES PK 0706	ES PK 0707	ES PK 0708
80 cm	ES PK 0804	ES PK 0805	ES PK 0806	ES PK 0807	ES PK 0808
90 cm	ES PK 0904	ES PK 0905	ES PK 0906	ES PK 0907	ES PK 0908
100 cm	ES PK 1004	ES PK 1005	ES PK 1006	ES PK 1007	ES PK 1008
110 cm	ES PK 1104	ES PK 1105	ES PK 1106	ES PK 1107	ES PK 1108
120 cm	ES PK 1204	ES PK 1205	ES PK 1206	ES PK 1207	ES PK 1208
130 cm	ES PK 1304	ES PK 1305	ES PK 1306	ES PK 1307	ES PK 1308
140 cm	ES PK 1404	ES PK 1405	ES PK 1406	ES PK 1407	ES PK 1408
150 cm	ES PK 1504	ES PK 1505	ES PK 1506	ES PK 1507	ES PK 1508
160 cm	ES PK 1604	ES PK 1605	ES PK 1606	ES PK 1607	ES PK 1608

Front Bar

Order code	Width
EG OET 04	400 cm
EG OET 05	500 cm
EG OET 06	600 cm
EG OET 07	700 cm
EG OET 08	800 cm
EG OET 10	1000 cm
EG OET 12	1200 cm



Partial Doors

Attention!

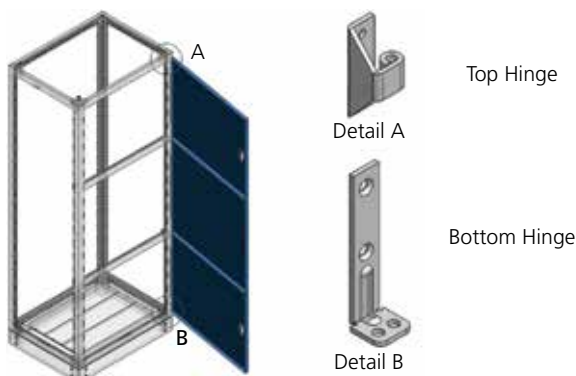
- When using partial doors, Front Bars have to be ordered separately.
- Design of partial door is symmetric. Opening direction can be changed.
- The sum of partial doors heights of an enclosure has to be 10 cm less than enclosure height.
- For each enclosure where partial doors are used one PK Hinge Set must be ordered separately.

Attention !

Supply Contents

- Top Hinge and Pin - 1 pc.
- Bottom Hinge and Pin - 1 pc.
- M5X8 mm Self-tapping Screw - 4 pcs.

Order Code: ES PKM



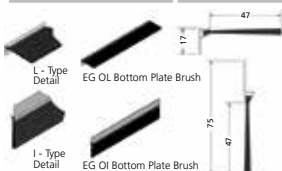
For IB Separation Plates please ask for detailed information to your customer service representative.

Bottom Plate


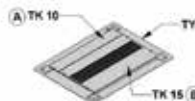
Width	Depth	Order Code	ES TK Type A	Quantity	ES TK Type B	Quantity
40 cm	40 cm	ES BO 0404	TK 0504	2 pcs.	TK 1004	2 pcs.
	50 cm	ES BO 0405	TK 1004	2 pcs.	TK 2004	1 piece
	60 cm	ES BO 0406	TK 1004	1 piece	TK 2004	2 pcs.
	70 cm	ES BO 0407	TK 1004	2 pcs.	TK 2004	2 pcs.
50 cm	80 cm	ES BO 0408	TK 1004	1 piece	TK 2004	3 pcs.
	40 cm	ES BO 0504	TK 0505	2 pcs.	TK 1005	2 pcs.
	50 cm	ES BO 0505	TK 1005	2 pcs.	TK 2005	1 piece
	60 cm	ES BO 0506	TK 1005	1 piece	TK 2005	2 pcs.
60 cm	70 cm	ES BO 0507	TK 1005	2 pcs.	TK 2005	2 pcs.
	80 cm	ES BO 0508	TK 1005	1 piece	TK 2005	3 pcs.
	40 cm	ES BO 0604	TK 0506	2 pcs.	TK 1006	2 pcs.
	50 cm	ES BO 0605	TK 1006	2 pcs.	TK 2006	1 piece
70 cm	60 cm	ES BO 0606	TK 1006	1 piece	TK 2006	2 pcs.
	70 cm	ES BO 0607	TK 1006	2 pcs.	TK 2006	2 pcs.
	80 cm	ES BO 0608	TK 1006	1 piece	TK 2006	3 pcs.
	40 cm	ES BO 0704	TK 0507	2 pcs.	TK 1007	2 pcs.
80 cm	50 cm	ES BO 0705	TK 1007	2 pcs.	TK 2007	1 piece
	60 cm	ES BO 0706	TK 1007	1 piece	TK 2007	2 pcs.
	70 cm	ES BO 0707	TK 1007	2 pcs.	TK 2007	2 pcs.
	80 cm	ES BO 0708	TK 1007	1 piece	TK 2007	3 pcs.
90 cm	40 cm	ES BO 0804	TK 0508	2 pcs.	TK 1008	2 pcs.
	50 cm	ES BO 0805	TK 1008	2 pcs.	TK 2008	1 piece
	60 cm	ES BO 0806	TK 1008	1 piece	TK 2008	2 pcs.
	70 cm	ES BO 0807	TK 1008	2 pcs.	TK 2008	2 pcs.
100 cm	80 cm	ES BO 0808	TK 1008	1 piece	TK 2008	3 pcs.
	40 cm	ES BO 0904	TK 0509	2 pcs.	TK 1009	2 pcs.
	50 cm	ES BO 0905	TK 1009	2 pcs.	TK 2009	1 piece
	60 cm	ES BO 0906	TK 1009	1 piece	TK 2009	2 pcs.
110 cm	70 cm	ES BO 0907	TK 1009	2 pcs.	TK 2009	2 pcs.
	80 cm	ES BO 0908	TK 1009	1 piece	TK 2009	3 pcs.
	40 cm	ES BO 1004	TK 0510	2 pcs.	TK 1010	2 pcs.
	50 cm	ES BO 1005	TK 1010	2 pcs.	TK 2010	1 piece
120 cm	60 cm	ES BO 1006	TK 1010	1 piece	TK 2010	2 pcs.
	70 cm	ES BO 1007	TK 1010	2 pcs.	TK 2010	2 pcs.
	80 cm	ES BO 1008	TK 1010	1 piece	TK 2010	3 pcs.
	40 cm	ES BO 1104	-----	-----	TK 2004	5 pcs.
130 cm	50 cm	ES BO 1105	-----	-----	TK 2005	5 pcs.
	60 cm	ES BO 1106	-----	-----	TK 2006	5 pcs.
	70 cm	ES BO 1107	-----	-----	TK 2007	5 pcs.
	80 cm	ES BO 1108	-----	-----	TK 2008	5 pcs.
140 cm	40 cm	ES BO 1204	TK 1004	1 piece	TK 2004	5 pcs.
	50 cm	ES BO 1205	TK 1005	1 piece	TK 2005	5 pcs.
	60 cm	ES BO 1206	TK 1006	1 piece	TK 2006	5 pcs.
	70 cm	ES BO 1207	TK 1007	1 piece	TK 2007	5 pcs.
80 cm	ES BO 1208	TK 1008	1 piece	TK 2008	5 pcs.	

Bottom Plate For Overlapping Door Type Enclosures

55 cm	40 cm	ES BO 5504	TK 0555	4 pcs.	TK 1055	4 pcs.
	50 cm	ES BO 5505	TK 1055	4 pcs.	TK 2055	2 pcs.
	60 cm	ES BO 5506	TK 1055	2 pcs.	TK 2055	4 pcs.
	70 cm	ES BO 5507	TK 1055	4 pcs.	TK 2055	4 pcs.
66 cm	80 cm	ES BO 5508	TK 1055	2 pcs.	TK 2055	6 pcs.
	40 cm	ES BO 6604	TK 0566	4 pcs.	TK 1066	4 pcs.
	50 cm	ES BO 6605	TK 1066	4 pcs.	TK 2066	2 pcs.
	60 cm	ES BO 6606	TK 1066	2 pcs.	TK 2066	4 pcs.
77 cm	70 cm	ES BO 6607	TK 1066	4 pcs.	TK 2066	4 pcs.
	80 cm	ES BO 6608	TK 1066	2 pcs.	TK 2066	6 pcs.
	40 cm	ES BO 7704	TK 0577	4 pcs.	TK 1077	4 pcs.
	50 cm	ES BO 7705	TK 1077	4 pcs.	TK 2077	2 pcs.
88 cm	60 cm	ES BO 7706	TK 1077	2 pcs.	TK 2077	4 pcs.
	70 cm	ES BO 7707	TK 1077	4 pcs.	TK 2077	4 pcs.
	80 cm	ES BO 7708	TK 1077	2 pcs.	TK 2077	6 pcs.
	40 cm	ES BO 8804	TK 0588	4 pcs.	TK 1088	4 pcs.
99 cm	50 cm	ES BO 8805	TK 1088	4 pcs.	TK 2088	2 pcs.
	60 cm	ES BO 8806	TK 1088	2 pcs.	TK 2088	4 pcs.
	70 cm	ES BO 8807	TK 1088	4 pcs.	TK 2088	4 pcs.
	80 cm	ES BO 8808	TK 1088	2 pcs.	TK 2088	6 pcs.



Brushes are supplied in 2 m length. L - type brush is designed for fixing on side surface of bottom plates.

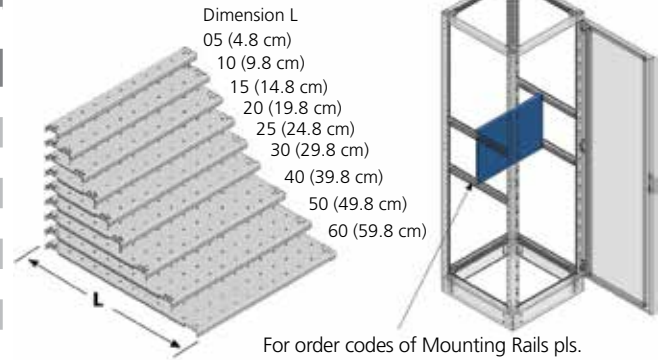


All dimensions are in cm and rated.

ORDER CODES AND DIMENSIONS

MP Mounting Plates					Codes
L rated dimension	Enclosure rated width				
	04	05	06	07	08
5 cm	EG MP 0504	EG MP 0505	EG MP 0506	EG MP 0507	EG MP 0508
10 cm	EG MP 1004	EG MP 1005	EG MP 1006	EG MP 1007	EG MP 1008
15 cm	EG MP 1504	EG MP 1505	EG MP 1506	EG MP 1507	EG MP 1508
20 cm	EG MP 2004	EG MP 2005	EG MP 2006	EG MP 2007	EG MP 2008
25 cm	EG MP 2504	EG MP 2505	EG MP 2506	EG MP 2507	EG MP 2508
30 cm	EG MP 3004	EG MP 3005	EG MP 3006	EG MP 3007	EG MP 3008
40 cm	EG MP 4004	EG MP 4005	EG MP 4006	EG MP 4007	EG MP 4008
50 cm	EG MP 5004	EG MP 5005	EG MP 5006	EG MP 5007	EG MP 5008
60 cm	EG MP 6004	EG MP 6005	EG MP 6006	EG MP 6007	EG MP 6008

MP Mounting Plate net dimensions



For order codes of Mounting Rails pls. refer to page 5 - 6.



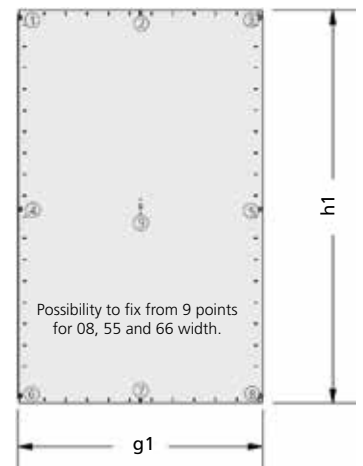
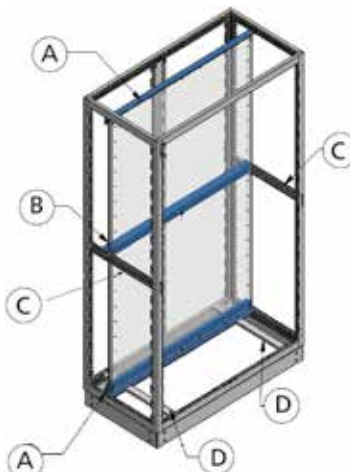
MK Full Height Mounting Plates

Rated height	Enclosure rated width							Codes
	04	05	06	07	08	10	12	
180	EG MK 1804	EG MK 1805	EG MK 1806	EG MK 1807	EG MK 1808	EG MK 1855	EG MK 1866	
200	EG MK 2004	EG MK 2005	EG MK 2006	EG MK 2007	EG MK 2008	EG MK 2055	EG MK 2066	
220	EG MK 2204	EG MK 2205	EG MK 2206	EG MK 2207	EG MK 2208	EG MK 2255	EG MK 2266	

Full height mounting plates can be fixed on rear vertical profiles. If mounting dept should be changed, then Sliding Holder Accessories must be used. Sliding Holder Accessories must be ordered separately.

Sliding Holder Accessories

- (A) Top/Bottom Sliding Holder Set**
 Supply Contents:
 - Top/Bottom Sliding Holder Rail - 2 pcs.
 - Connection Set
 Order Code;
 For 04 width EG MKT 04
 For 05 width EG MKT 05
 For 06 width EG MKT 06
 For 07 width EG MKT 07
 For 08 width EG MKT 08
 For 55 width EG MKT 55
 For 66 width EG MKT 66
- (B) Top/Bottom Sliding Holder Set**
 Supply Contents:
 - Central Sliding Holder Rail - 1 pc.
 - Connection Set
 Order Code;
 For 06 width EG MOT 06
 For 08 width EG MOT 08
 For 55 width EG MOT 55
 For 66 width EG MOT 66
- (C) MC Rail (Outer level)**
 Supply Contents:
 - MC Mounting Rail - 1 pc.
 - Connection Set
 Order Code;
 For 04 depth EG MC 030
 For 05 depth EG MC 040
 For 06 depth EG MC 050
 For 07 depth EG MC 060
 For 08 depth EG MC 070
- (D) MK Sliding Guide Set**
 Supply Contents:
 - Sliding Guide Rails - 2 pcs.
 - Connection Set
 Order Code;
 For 04 depth EG MKZ 04
 For 05 depth EG MKZ 05
 For 06 depth EG MKZ 06
 For 07 depth EG MKZ 07
 For 08 depth EG MKZ 08
 Note: MK Sliding Guide Set can be used for Full Height Mounting Plates with 08, 55 and 66 width codes only and they are supplied in Modul Sets with 55 and 66 width codes as standard.



Height	Net dimension h1	Width	Net dimension g1
18	164.5 cm	04	34.6 cm
20	184.5 cm	05	44.6 cm
22	204.5 cm	06	54.6 cm
		07	64.6 cm
		08	74.6 cm
		10	94.6 cm
		12	114.6 cm

MK Full Height Mounting Plates Accessories Set For 08, 55 and 66 Widths

Rated Width	Enclosure rated Depth				
	04	05	06	07	08
08	EG MZ 0804	EG MZ 0805	EG MZ 0806	EG MZ 0807	EG MZ 0808
55	EG MZ 5504	EG MZ 5505	EG MZ 5506	EG MZ 5507	EG MZ 5508
66	EG MZ 6604	EG MZ 6605	EG MZ 6606	EG MZ 6607	EG MZ 6608

- Supply Contents:
 Top / Bottom Sliding Holder Set **(A)**
 - Central Sliding Holder Rail **(B)**
 - MC Mounting Rail (2 pcs.) **(C)**

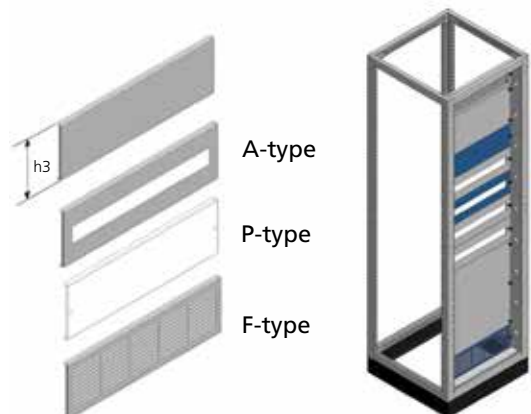

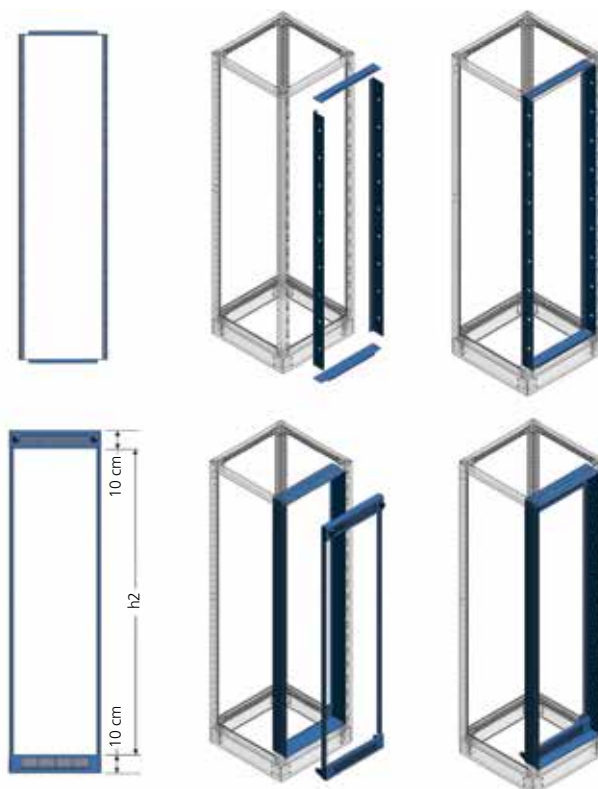
OS Fixed Cover Plate Rail Set						Codes
Rated height	Enclosure rated width					
18	EG OS 1804	EG OS 1805	EG OS 1806	EG OS 1807	EG OS 1808	
20	EG OS 2004	EG OS 2005	EG OS 2006	EG OS 2007	EG OS 2008	
22	EG OS 2204	EG OS 2205	EG OS 2206	EG OS 2207	EG OS 2208	

OC Cover Plate Rail Set and Frame						Codes
Rated height	Enclosure rated width					
	04	05	06	07	08	
18	EG OC 1804	EG OC 1805	EG OC 1806	EG OC 1807	EG OC 1808	
20	EG OC 2004	EG OC 2005	EG OC 2006	EG OC 2007	EG OC 2008	
22	EG OC 2204	EG OC 2205	EG OC 2206	EG OC 2207	EG OC 2208	

OC Cover Plate Rail Set and Frame				Dimensions
Rated dimension h2	Enclosure rated width			
	18	20	22	
Net dimension	145 cm	165 cm	185 cm	

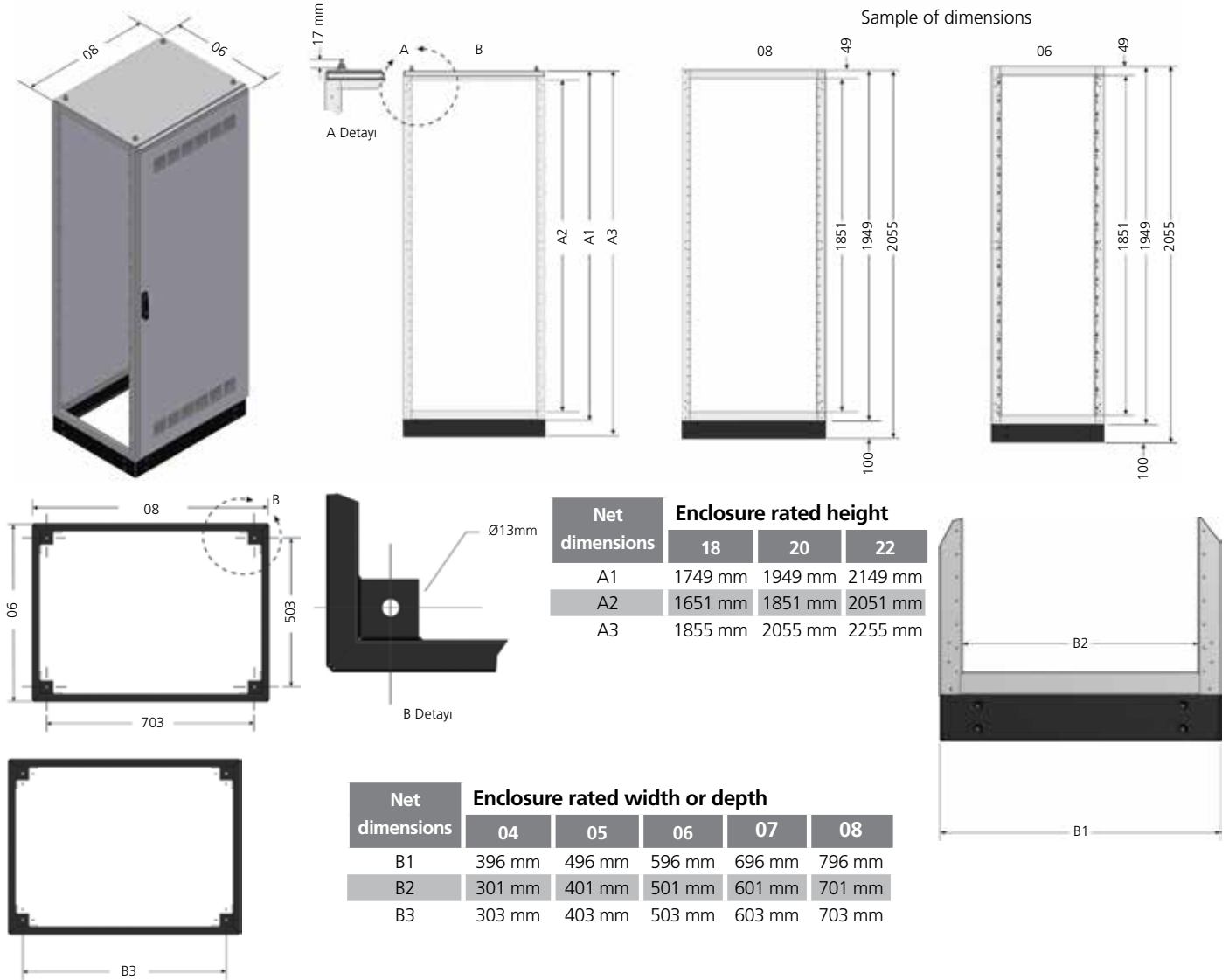
OB Full Height Cover Plates						Codes
Rated height	Enclosure rated width					
	04	05	06	07	08	
18	EG OB 1804	EG OB 1805	EG OB 1806	EG OB 1807	EG OB 1808	
20	EG OB 2004	EG OB 2005	EG OB 2006	EG OB 2007	EG OB 2008	
22	EG OB 2204	EG OB 2205	EG OB 2206	EG OB 2207	EG OB 2208	

OE Örtü Plakaları						Codes
Rated dimension h3	Enclosure rated width					
	04	05	06	07	08	
5 cm	EG OE 0504	EG OE 0505	EG OE 0506	EG OE 0507	EG OE 0508	
10 cm	EG OE 1004	EG OE 1005	EG OE 1006	EG OE 1007	EG OE 1008	
15 cm	EG OE 1504	EG OE 1505	EG OE 1506	EG OE 1507	EG OE 1508	
20 cm	EG OE 2004	EG OE 2005	EG OE 2006	EG OE 2007	EG OE 2008	
25 cm	EG OE 2504	EG OE 2505	EG OE 2506	EG OE 2507	EG OE 2508	
30 cm	EG OE 3004	EG OE 3005	EG OE 3006	EG OE 3007	EG OE 3008	
40 cm	EG OE 4004	EG OE 4005	EG OE 4006	EG OE 4007	EG OE 4008	
55 cm	EG OE 5504	EG OE 5505	EG OE 5506	EG OE 5507	EG OE 5508	
60 cm	EG OE 6004	EG OE 6005	EG OE 6006	EG OE 6007	EG OE 6008	
65 cm	EG OE 6504	EG OE 6505	EG OE 6506	EG OE 6507	EG OE 6508	
75 cm	EG OE 7504	EG OE 7505	EG OE 7506	EG OE 7507	EG OE 7508	
90 cm	EG OE 9004	EG OE 9005	EG OE 9006	EG OE 9007	EG OE 9008	
105 cm	EG OE 10504	EG OE 10505	EG OE 10506	EG OE 10507	EG OE 10508	

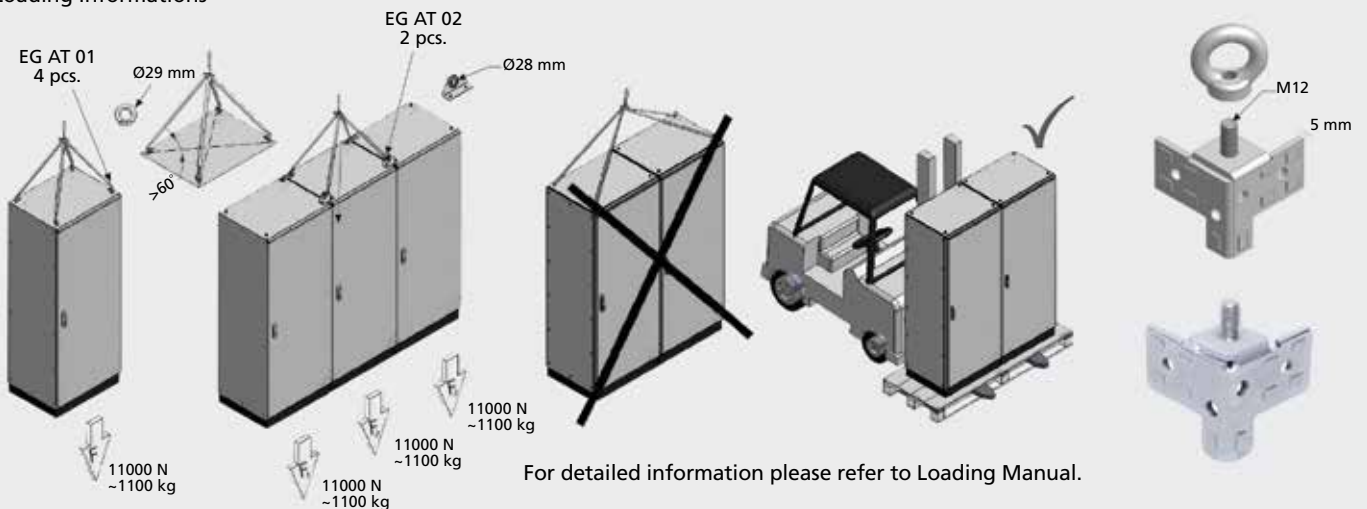


A and F - type Cover Plates are available in 15 cm and 20 cm rated dimensions only. Letter A or F is added to the end of product code when needed. Example: EG OE 1506 A
P - type Cover Plates are made of transparent plastic material. They can be ordered in all dimensions. Letter "P" is added to the end of product code. Example: EG OE 2008 P

DIMENSIONS



Loading Informations





D0 - type front door clear space
- height dimensions (A4)


Dimension/A4	ES OK 18	ES OK 20	ES OK 22
Net dimensions	1605 mm	1805 mm	2005 mm

Net dimensions 1605 mm 1805 mm 2005 mm

D0-1-2-3 - type front door clear space
- width dimensions (B4)

Dimension/B4	03	04	05	06	07	08
Net dimensions	140 mm	240 mm	340 mm	440 mm	540 mm	640 mm


Net dimensions 140 mm 240 mm 340 mm 440 mm 540 mm 640 mm



D1 - type front door clear space
- height dimensions (A5)

Dimension/A5	ES OK 18	ES OK 20	ES OK 22
Net dimensions	1430 mm	1630 mm	1830 mm

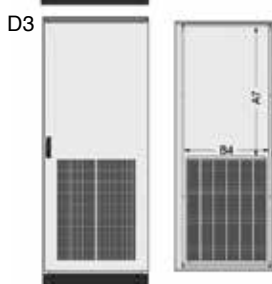
Net dimensions 1430 mm 1630 mm 1830 mm



D2 - type front door clear space
- height dimensions (A6)

Dimension/A6	ES OK 18	ES OK 20	ES OK 22
Net dimensions	1255 mm	1455 mm	1655 mm

Net dimensions 1255 mm 1455 mm 1655 mm



D3 - type front door clear space
- height dimensions (A7)

Dimension/A7	ES OK 18	ES OK 20	ES OK 22
Net dimensions	865 mm	980 mm	1095 mm

Net dimensions 865 mm 980 mm 1095 mm

Sample: ES OK 2008 D0




Sample: ES OK 2008 D1



Sample: ES OK 2008 D2



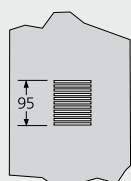
Sample: ES OK 2008 D3



Net Ventilation Section Area

Height	Width	OK D1	OK D2
18/20/22	04	0,0095 m ²	0,0191 m ²
18/20/22	05	0,0141 m ²	0,0287 m ²
18/20/22	06	0,0192 m ²	0,0382 m ²
18/20/22	07	0,0239 m ²	0,0478 m ²
18/20/22	08	0,0287 m ²	0,0574 m ²

Height	Width	OK D3
18	04	0,061 m ²
18	05	0,092 m ²
18	06	0,121 m ²
18	07	0,153 m ²
18	08	0,189 m ²
20	04	0,068 m ²
20	05	0,104 m ²
20	06	0,136 m ²
20	07	0,172 m ²
20	08	0,208 m ²
22	04	0,076 m ²
22	05	0,116 m ²
22	06	0,152 m ²
22	07	0,192 m ²
22	08	0,232 m ²



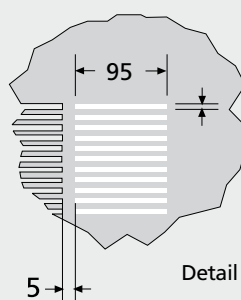
30 cm wide D1 or D2 - type Door Detail

Sample Door

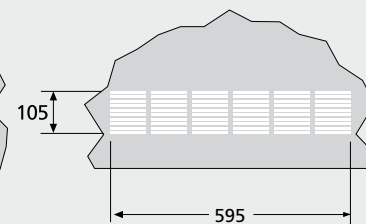
ES OK 2008 D2



0,0574 m²




Detail A




Detail B

Note: For forced ventilation calculations please refer to Fan Module Product Information Letter.

FRAMEWORK ASSEMBLY



①



②



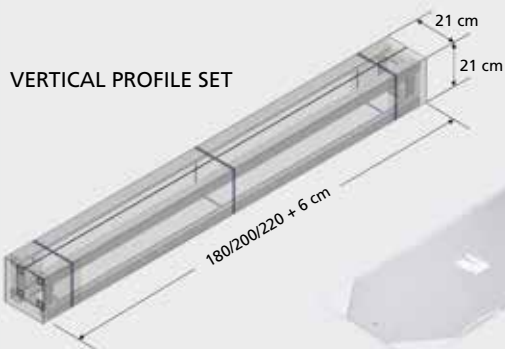
③



④

One enclosure framework including plinth and roof panel can be assembled by two personnel in 15 minutes.

PACKING



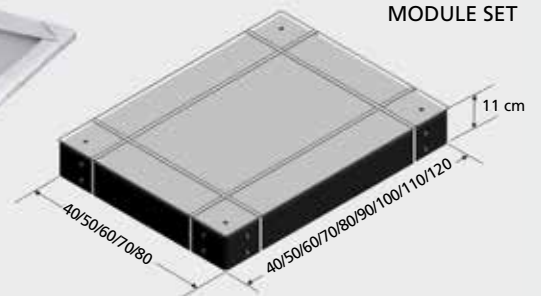
VERTICAL PROFILE SET

FIXED PANEL

FRONT DOOR



MODULE SET



TEST CERTIFICATE

Issued to: EAE Elektrotechnik San. ve Tic. A.S.
Ikitelli Organize Sanayi Bolgesi,
Ziya Gokalp Mh. Eski Turgut Ozal Cd. No:20
34490 Basaksehir - Istanbul
Turkey

For the product: Empty enclosure for low-voltage switchgear and controlgear assemblies

Trade name: EAE

Type/Model: E-Kabin D / S / H / X / L / E / M / O / T / K Series

Ratings: IP67 (T Series), IP66 (M / O Series), IP55 (E / S / D / L / H / K Series),
IP41 / IP30 (S / D / L Series (natural ventilated)),
IP30 (E Series with safety glass door); IK 10;
indoor (D / S / L / E / O / K Series), outdoor (H Series), indoor/outdoor (M / T Series)
For more details see annex

Manufactured by: EAE Elektrotechnik San. Ve Tic. A.S.
Ikitelli Organize Sanayi Bolgesi,
Ziya Gokalp Mh. Eski Turgut Ozal Cd. No:20
34490 Basaksehir - Istanbul
Turkey

Subject: Type test

Requirements: IEC 62208:2011
Clauses 9.3 - 9.9 and 9.11 - 9.14

Remarks: Date of performance of tests: 2009 - 2014 (see general notes on tests in the report)

This Test Certificate is granted on account of an examination by DEKRA, the results of which are laid down in report no. 2171524.01-INC, issued on 16 February 2015.

The examination has been carried out on one single specimen of the product, submitted by the manufacturer. The Attestation does not include an assessment of the manufacturer's production. Conformity of his production with the specimen tested by DEKRA is not the responsibility of DEKRA.

Arnhem, 16 February 2015

Number: 2171524.100

DEKRA Certification B.V.



F.S. Strikwerda
Certification Manager

© Integral publication of this certificate and adjoining reports is allowed

CERTIFICATE



TÜRK STANDARDLARI ENSTİTÜSÜ

TÜRK STANDARDLARINA UYGUNLUK BELGESİ

TURKISH STANDARDS INSTITUTION

CERTIFICATE OF CONFORMITY TO TURKISH STANDARDS

Markanın Tanımı	Description of the Mark
TSE veya/or	 veya/or TSE

BELGE NUMARASI <i>REFERENCE NUMBER OF LICENCE</i>	: 34/14.01/8049-1
BELGENİN İLK VERİLİŞ TARİHİ <i>DATE OF FIRST ISSUE OF LICENCE</i>	: 10/07/2006
BELGENİN SON GEÇERLİLİK TARİHİ <i>LICENCE VALID UNTIL</i>	: 10/07/2011
BELGE SAHİBİ KURULUŞUN ADI <i>NAME OF THE LICENCE HOLDER</i>	: EAE ELEKTROTEKNİK SANAYİ VE TİCARET ANONİM ŞİRKETİ
BELGE SAHİBİ KURULUŞUN ADRESİ <i>ADDRESS OF THE LICENCE HOLDER</i>	: İKİTELLİ ORG. SAN. BÖLG. TURGUT ÖZAL CAD. NO:112 KÜÇÜKÇEKMECE - İSTANBUL / TÜRKİYE
ÜRETİM YERİ ADI <i>NAME OF THE MANUFACTURING PLACE</i>	: EAE ELEKTROTEKNİK SANAYİ VE TİCARET ANONİM ŞİRKETİ
ÜRETİM YERİ ADRESİ <i>ADDRESS OF THE MANUFACTURING PLACE</i>	: İKİTELLİ ORG. SAN. BÖLG. TURGUT ÖZAL CAD. NO:112 KÜÇÜKÇEKMECE İSTANBUL / TÜRKİYE
İPTAL EDİLEN BELGE NUMARASI (Varsa) <i>INDICATION OF SUPERSEDED LICENCE (if any)</i>	:
TESCİLLİ TİCARİ MARKASI <i>REGISTERED TRADE MARK</i>	: "E-KABİN" MARKALI;
İLGİLİ TÜRK STANDARDI <i>RELATED TURKISH STANDARD</i>	: TS EN 62208/29.4.2005
BELGE KAPSAMI <i>SCOPE OF LICENCE</i>	: TS EN 62208/NİSAN 2005 "BOŞ MAHAZALAR-ALÇAK GERİLİM ANAHTARLAMA VE KONTROL DÜZENLERİ İÇİN - GENEL ÖZELLİKLER" - BOŞ MAHAZALAR - A.G. ANAHTARLAMA VE KONTROL DÜZENLERİ İÇİN DAHİLİ TİP ,IP 55,İK 10 ,ES-(X,A),EM-(X,A),EK-(X,A) MODELLER - A.G. ANAHTARLAMA VE KONTROL DÜZENLERİ İÇİN HARİCİ TİP ,IP 55,İK 10 ,EH-(X,A),EM-(X,A),EK-(X,A) ,ET-(X,A) MODELLER





Öner SÖNMEZ
TÜRK STANDARDLARI ENSTİTÜSÜ
İSTANBUL ÜRÜN
BELGELENDİRME MÜDÜRÜ

*Enstitümüzce verilmekte olan "İmalata Yeterlilik Belgesi" 15.04.2007 tarihinden itibaren geçerlidir.
*Bu belge, belgelendirilen ürünün, üretim yerinin Enstitümüzün belirlediği şartları karşıladığını da gösterir.

TSE Kalite Kampusu İSTANBUL * TSE ÜRÜN BELGELENDİRME MÜDÜRLÜĞÜ ÇAYIROVA TREN İSTASYONU YANI BAYRAMOĞLU
-GEBZE / KOCAELİ * tel: 0262 653 07 62-20 HAT:0312-416 83 06 * faks:0262 653 06 49/0312-416 86 17 * web :www.kampus.tse.org.tr *
e-mail :e-mail:ubm@kampus.tse.org.tr

Bu belge hiç bir surette tahrif edilemez, kopyalanmaz veya okunmasını zorlaştıranak şekilde çoğaltılamaz, kopyası ve elini yapılamaz.



ELEKTROTEKNİK

www.eae-et.com.tr

EAE Elektroteknik A.Ş.
İkitelli Organize Sanayi Bölgesi
Eski Turgut Ozal Caddesi
Ziya Gökalp Mahallesi No: 20
34490 Basakşehir / İstanbul
Phone : +90 (212) 549 26 39 (pbx)
Fax : +90 (212) 549 37 91
E-mail : ekabin@eae.com.tr
Web : www.eae-et.com.tr